

BOGE compressed air filters

Efficient peak performance

The premiere class of BOGE high-performance compressed air filters, with modified material composition and significantly improved surface texture, ensures the industry's lowest possible differential pressure during the entire service life of the filter element. Independent experts certify them - validated on the basis of ISO 12500-1: 2007 and ISO 8573-1: 2010 - a reliable separation of solids, oil and water aerosols as well as oil vapors. Never before compressed air filters have been so efficient, and the CO₂ balance is also impressive.

**MAXIMUM
ENERGY
SAVINGS**




Multiple guarantees

The coalescing filters have a highly efficient microfibre element fleece with an optimised external coating. BOGE provides a 12-month performance warranty which guarantees practically constant low differential pressure at consistently high separation performance over the entire lifetime of the filter element – while still offering cost savings. On top of that, BOGE offers a 10-year warranty on the filter housing.



Certified for foodstuffs

According to the Food Contact Materials Regulation (EC) 1935/2004, all the filters in our high-performance series have an exemption certificate from applicable EU regulations. They are, however, all certified for use in sensitive applications according to FDA Title 21 CFR, meaning they are suitable for use in the Food, Beverage and Pharmaceutical industries.



Cleverly combined

Up to three filters can be combined without any cross-section constriction, using either a wall mounting or coupling kit - saving space as never before. Fitting a cyclone separator is just as easy. As all replacement parts are designed to be backward-compatible, they can be used both in current models and in previous models as a technical upgrade. It's all about efficiency.



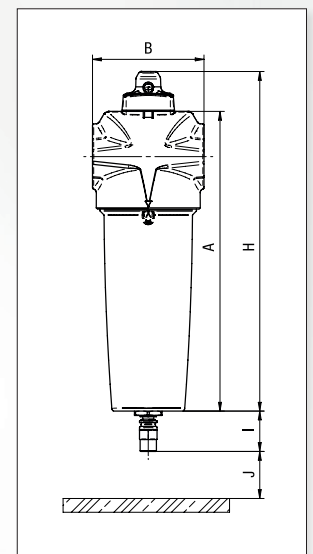
BOGE compressed air filters

Efficient peak performance

Filtration rate	Pre-filter [F..P]	Micro-filter [F..M]	Activated charcoal filter [F..A]
Separation	solids, aerosols (oil, water)	solids, aerosols (oil, water)	oil vapors
Suitability according to ISO 8573 –1:2010			
Particle size	< 1 µm	< 0,01 µm	n/a
Residual oil contents	0,5 mg/m³	0,01 mg/m³	0,003 mg/m³
Filter efficiency	99,925 %	99,9999 %	n/a
Differential pressure, dry	< 70 mbar	< 70 mbar	< 70 mbar
Differential pressure, wet	< 125 mbar	< 125 mbar	n/a
Element change	12 months	12 months	50–650 operating hours

Aluminium housing with thread connection according to ISO 228-1:2000

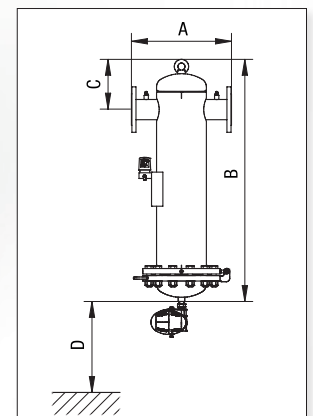
BOGE Type ¹⁾	Flow rate ²⁾		Connec-tion	Weight kg	Dimensions in mm				
	m³/min	m³/h			A	B	H	I	J
F 6-2 P / F 6-2 M / F 6-2 A	0,6	36	¼"	0,6	180	76	211	38	50
F 9-2 P / F 9-2 M / F 9-2 A	0,6	36	½"	0,6	180	76	211	38	50
F 12-2 P / F 12-2 M / F 12-2 A	1,2	72	½"	1,2	238	89	269	38	50
F 18-2 P / F 18-2 M / F 18-2 A	1,8	108	¾"	1,2	238	89	269	38	50
F 36-2 P / F 36-2 M / F 36-2 A	3,6	216	1"	2,2	277	120	309	38	70
F 65-2 P / F 65-2 M / F 65-2 A	6,6	396	1 ½"	2,7	277	120	309	38	70
F 95-2 P / F 95-2 M / F 95-2 A	9,6	576	1 ½"	7	441	164	483	37	100
F 130-2 P / F 130-2 M / F 130-2 A	13,2	792	2"	7,4	441	164	483	37	100
F 190-2 P / F 190-2 M / F 190-2 A	19,8	1188	2 ½"	7,2	441	164	483	37	100
F 260-2 P / F 260-2 M / F 260-2 A	25,8	1548	2 ½"	10,4	654	192	685	39	120
F 380-2 P / F 380-2 M / F 380-2 A	37,2	2232	3"	15,4	844	192	886	39	120



¹⁾ All F..A filters without and all F.P-/F..M filters with autom. condensate drain and differential pressure indicator. ²⁾ At +20°C and f bar absolute at 7 bar excess pressure.

Steel casing with flange connections according to EN 1092-1

BOGE Type ¹⁾	Flow rate ²⁾		Connec-tion	Filter element Number	Weight kg	Dimensions in mm			
	m³/h	cfm				A	B	C	D
F 375 FP / F 375 FM / F 375 FA	2232	1313	DN 80	1	72	440	1222	221	523
F 745 FP / F 745 FM / F 745 FA	4464	2627	DN 100	2	99	500	1235	258	523
F 1115 FP / F 1115 FM / F 1115 FA	6696	3941	DN 150	3	150	600	1429	308	523
F 1490 FP / F 1490 FM / F 1490 FA	8928	5255	DN 150	4	189	650	1505	346	523
F 2230 FP / F 2230 FM / F 2230 FA	13392	7882	DN 200	6	242	750	1572	386	523
F 3720 FP / F 3720 FM / F 3720 FA	22320	13137	DN 250	10	472	1000	1733	482	523
F 5210 FP / F 5210 FM / F 5210 FA	31248	18390	DN 300	14	583	1050	1836	513	523



¹⁾ All F..FA-filters without and all F..FP- / F..FM-filters with differential pressure gauge and condensate drain. ²⁾ At +20°C and f bar absolute at 7 bar excess pressure.

Correction factor f for other operating pressures

Operating pressure [bar]	1	2	3	4	5	6	7	8	9	10	11	12	13	14	15	16
Correction factor [f]	0,38	0,53	0,65	0,76	0,85	0,93	1,00	1,06	1,14	1,19	1,25	1,32	1,37	1,41	1,47	1,52

Example: Pressure [P]: 8 bar; Volume flow [V]: 4,8 m³/min, Correction factor [f]: 1,06

Volume flow [V] 4,8 m³/min
Correction factor [f] 1,06 = 4,53 m³/min → F 65-2 P